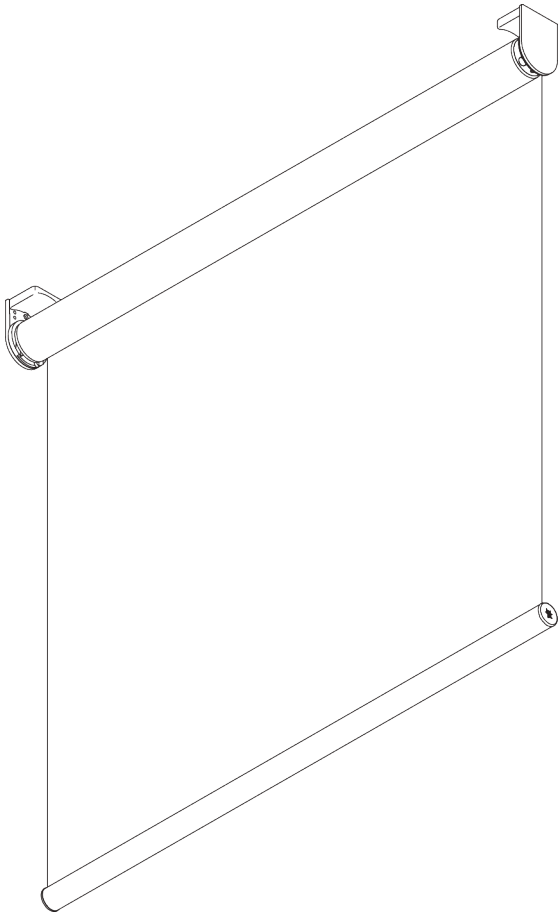


SG 4960



PRODUCT INFORMATION

- **Operation:** motorised
- **Range:** S - M
- **Fitting:** ceiling, wall, recess
- **Colours:** white RAL 9016, grey RAL 7035, black RAL 9005; special colours possible
- **Fabrics:** refer to Silent Gliss fabric collection

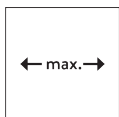
Features:

- Quiet and fast motors, soft stop
- Various control options
- Two connected systems
- Click-in brackets
- Fascia, box, installation profile

05/2024/V1

SYSTEM SPECIFICATIONS

A. SYSTEM DIMENSIONS



Single system: 2.4 m
Double system: 4.8 m



61 cm*
*see motor specification table



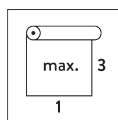
4 m



Single system: 9.6 m²
Double system: 19.2 m²



5.5 kg



Recommended width /
height ratio
max. 1:3

Maximum system drop

Wall fitting (system drop on window side)

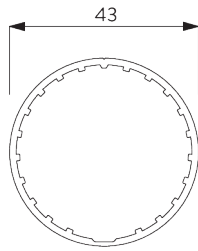
Fabric thickness	mm	0.15	0.20	0.25	0.30	0.35	0.40	0.45	0.50	0.55	0.60	0.65	0.70	0.75	0.80
Max. system drop	cm	400	400	400	400	400	400	390	350	320	290	270	250	230	220

Ceiling fitting / wall fitting (system drop on room side)

Fabric thickness	mm	0.15	0.20	0.25	0.30	0.35	0.40	0.45	0.50	0.55	0.60	0.65	0.70	0.75	0.80
Max. system drop	cm	400	400	400	400	400	400	400	400	400	380	350	330	300	280

B. PROFILE

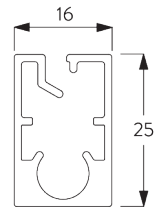
Profile information



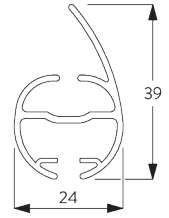
SG 10532
Tube ø 43 mm



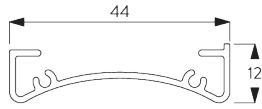
SG 10760
Bottom bar



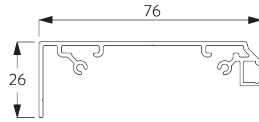
SG 10770
Bottom bar



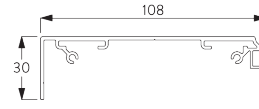
SG 4903
Bottom bar



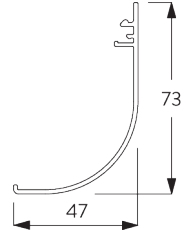
SG 10534
Installation profile



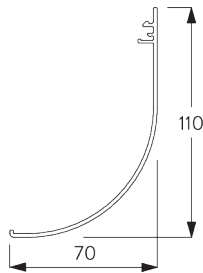
SG 11430
Installation profile fascia 73 mm



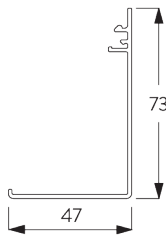
SG 11530
Installation profile fascia 110 mm



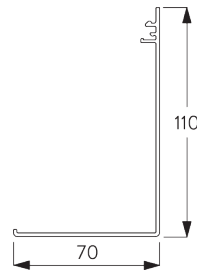
SG 11431
Fascia round 73 mm



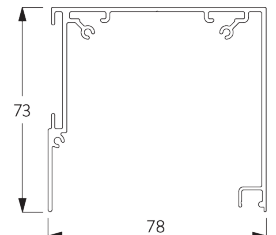
SG 11531
Fascia round 110 mm



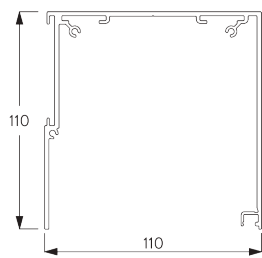
SG 11432
Fascia square 73 mm



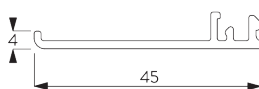
SG 11532
Fascia square 110 mm




SG 11433
Box case 73 mm



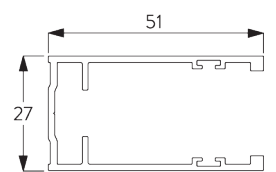
SG 11533
Box case 110 mm



SG 11434
Box cover 73 mm



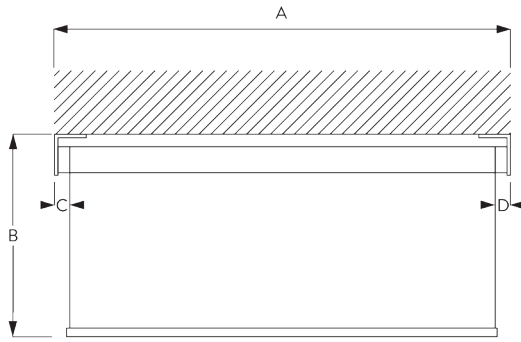
SG 11534
Box cover 110 mm



SG 11542
Side guide channel

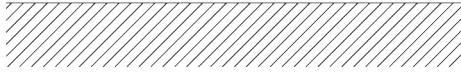
**C. HOW TO
MEASURE**

incl. bracket covers

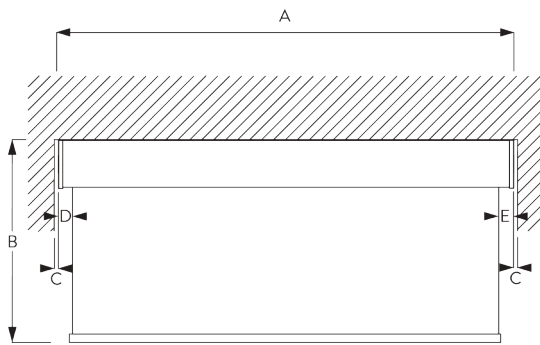


- A: System width
- B: System height
- C: Light gap: 13 mm
- D: Light gap operation side: 19 mm

Note:
Different light gaps see motor specifications.
All measurements include 2 mm for bracket cover per side!
These can be omitted to reduce side light gaps.

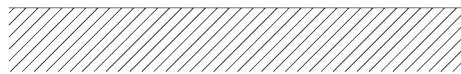


Fascia / Box

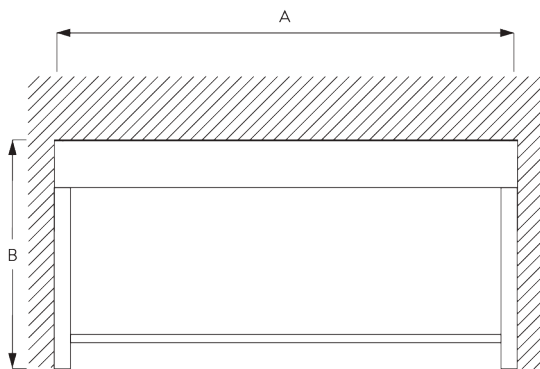


- A: System width
- B: System height
- C: Gap: min. 10 mm (when cover is used)*
- D: Light gap: 15 mm
- E: Light gap operation side: 21 mm

Note:
Different light gaps see motor specifications.
*Possible to make Fascia wider than system to reduce gap between wall and system.



Fascia / Box with Side Profiles SG 11542



- A: System width
- B: System height

D. SPECIFICATION

TEXT

Silent Gliss SG 4960 Electrically Operated Roller Blind with Smart by Silent Gliss enabled motor. Roller blind system for medium to large size blind applications up to 2.4m wide. Supplied made to measure and complete comprising anodised aluminium barrel SG 10532. Fixed to wall / ceiling / inside recess with brackets SG 10542 / SG 10543 and bracket covers SG 10574 / SG 10575. Assembled with powder coated white / grey / black finish aluminium bottom weight bar SG 10760 as standard (other shape options available). Integral 24V DC powered Smart by Silent Gliss motor SG 11250 left / right side. Operation only via Silent Gliss Smart Gateway and associated components in conjunction with compatible third-party control systems. All wiring to be strictly in accordance with Silent Gliss wiring diagrams. Fabric to be chosen from the Silent Gliss fabric range, Price Group 1R / 2R / 3R.

Silent Gliss SG 4960 Electrically Operated Roller Blind System with SG Series 40 motor. Roller blind system for medium to large size blind applications up to 2.4m wide. Supplied made to measure and complete comprising anodised aluminium barrel SG 10532. Fixed to wall / ceiling / inside recess with brackets SG 10542 / SG 10543 and bracket covers SG 10574 / SG 10575. Assembled with powder coated white / grey / black finish aluminium bottom weight bar SG 10760 as standard (other shape options available). Integral 24V DC powered motor (transformer not included) / 100-240V AC 50/60Hz powered motor. Operation by dry contact switching from fixed switch (not supplied) / dry contact switching via third-party control system and / or SG Control L radio control system via integrated receiver. SG Control L components supplied at additional cost. All wiring to be strictly in accordance with Silent Gliss wiring diagrams. Fabric to be chosen from the Silent Gliss fabric range, Price Group 1R / 2R / 3R.

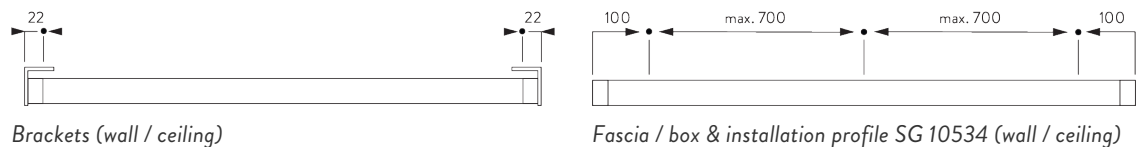
Silent Gliss SG 4960 Electrically Operated Roller Blind System with SG Series 20 motor. Roller blind system for medium to large size blind applications up to 2.4m wide. Supplied made to measure and complete comprising anodised aluminium barrel SG 10532. Fixed to wall / ceiling / inside recess with brackets SG 10542 / SG 10543 and bracket covers SG 10574 / SG 10575. Assembled with powder coated white / grey / black finish aluminium bottom weight bar SG 10760 as standard (other shape options available). Integral 230V 50 Hz powered motor SG 10320. Operation by mains switch (not supplied) / mains switching by third party control system or SG Control R remote control system. Wireless controls at extra cost. All wiring to be strictly in accordance with Silent Gliss wiring diagrams. Fabric to be chosen from the Silent Gliss fabric range, Price Group 1R / 2R / 3R.

FITTING

A. FITTING INFORMATION

Fixing points

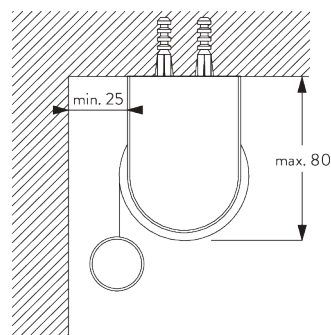
For detailed fitting information, visit the [Silent Gliss website](#).



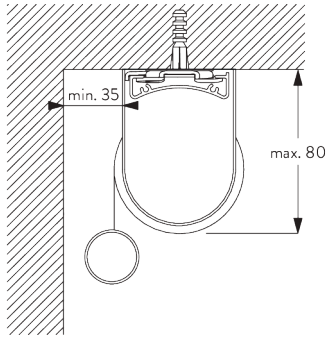
Brackets (wall / ceiling)

Fascia / box & installation profile SG 10534 (wall / ceiling)

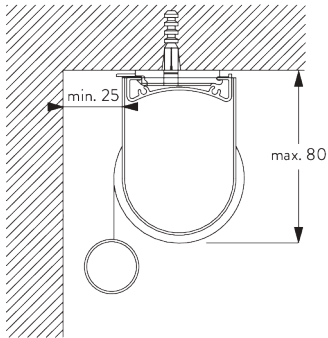
B. CEILING FITTING



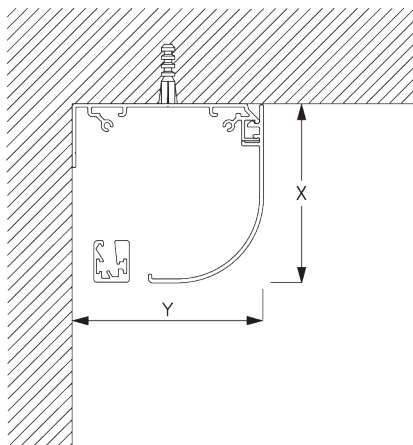
Brackets



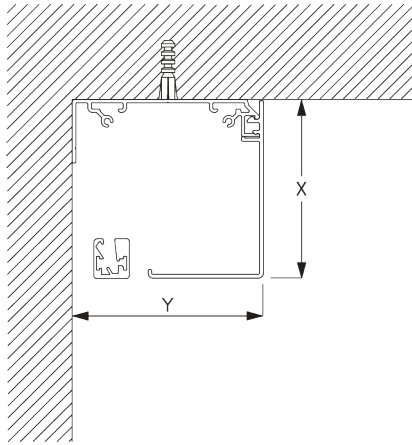
Installation profile SG 10534 and clamp SG 3044



Installation profile SG 10534 and click bracket SG 10539
 Not possible with two connected systems!



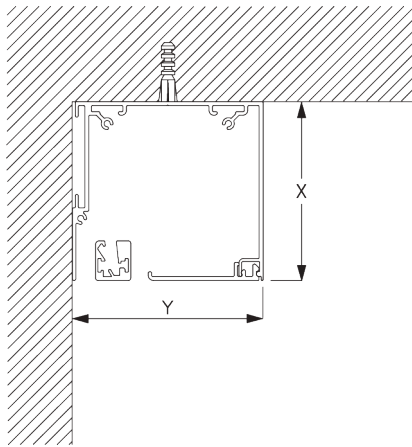
Fascia round
 X = Fascia S 73 mm / Fascia L 110 mm
 Y = Fascia S 78 mm / Fascia L 110 mm



Fascia square

X = Fascia S 73 mm / Fascia L 110 mm

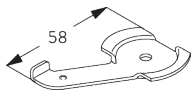
Y = Fascia S 78 mm / Fascia L 110 mm



Box

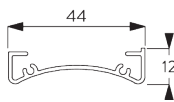
X = Box S 73 mm / Box L 110 mm

Y = Box S 78 mm / Box L 110 mm



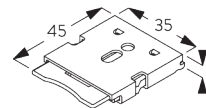
SG 3044

Clamp



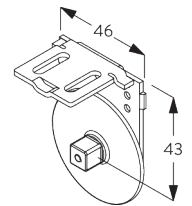
SG 10534

Installation profile



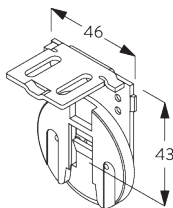
SG 10539

Bracket



SG 10542

Bracket



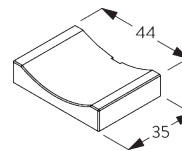
SG 10543

Bracket



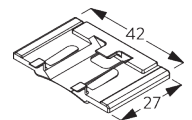
SG 10574

Bracket cover



SG 10575

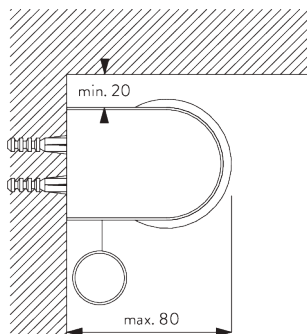
Bracket cover



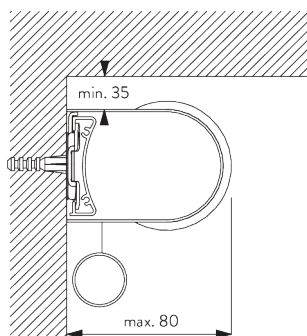
SG 10690

Spacer

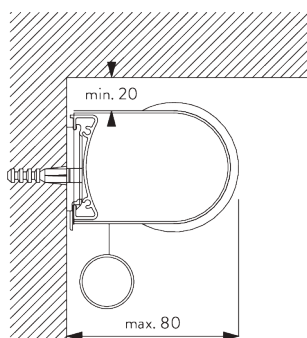
C. WALL FITTING



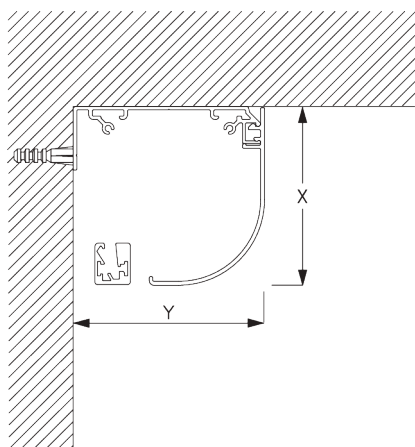
Brackets



Installation profile SG 10534 and clamp SG 3044

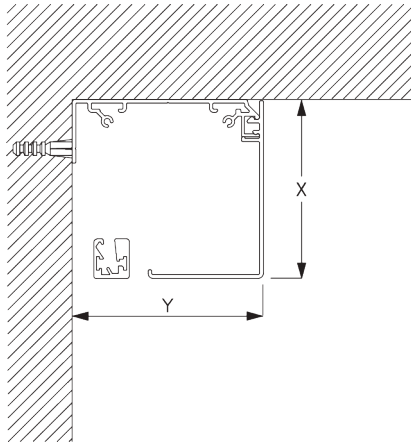


Installation profile SG 10534 and click bracket SG 10539
Not possible with two connected systems!



Fascia round

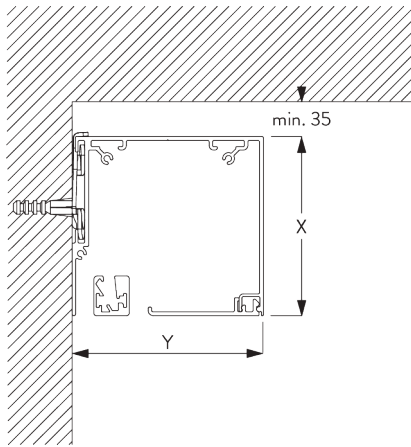
X = Fascia S 73 mm / Fascia L 110 mm
Y = Fascia S 78 mm / Fascia L 110 mm



Fascia square

X = Fascia S 73 mm / Fascia L 110 mm

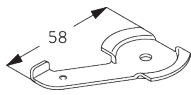
Y = Fascia S 78 mm / Fascia L 110 mm



Box S and clamp SG 3044 / Box L and clamp SG 11180

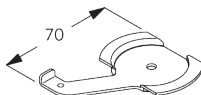
X = Box S 73 mm / Box L 110 mm

Y = Box S 78 mm / Box L 110 mm



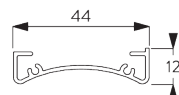
SG 3044

Clamp



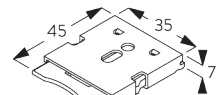
SG 11180

Clamp



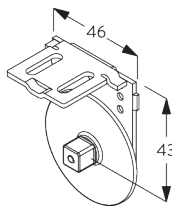
SG 10534

Installation profile



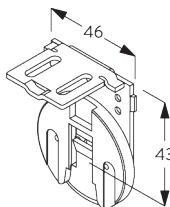
SG 10539

Bracket



SG 10542

Bracket



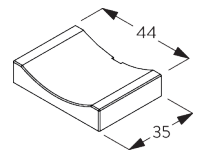
SG 10543

Bracket



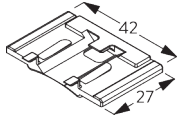
SG 10574

Bracket cover



SG 10575

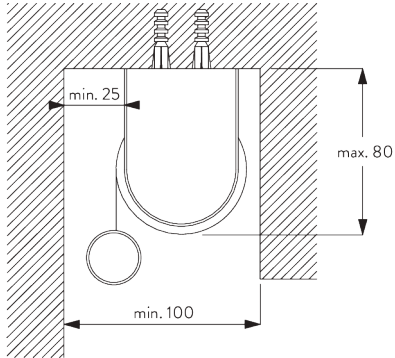
Bracket cover



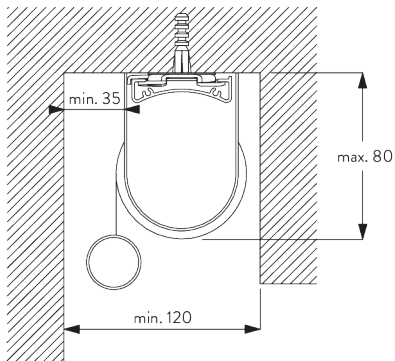
SG 10690

Spacer

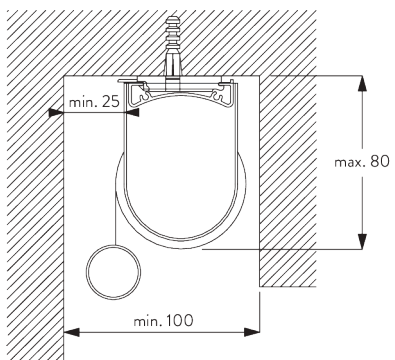
D. RECESS FITTING



Brackets

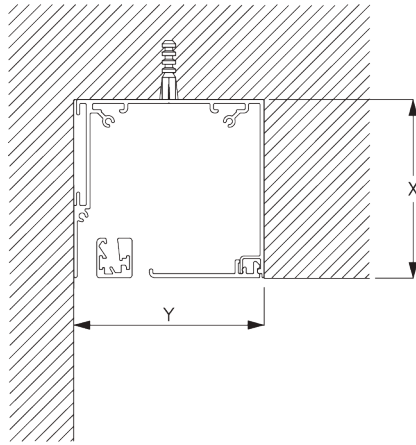


Installation profile SG 10534 and clamp SG 3044



Installation profile SG 10534 and click bracket SG 10539

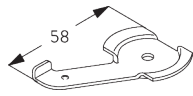
Not possible with two connected systems!



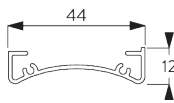
Box

X = Box S 73 mm / Box L 110 mm

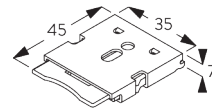
Y = Box S min. 79 mm / Box L min. 111 mm



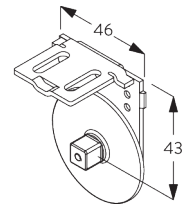
SG 3044
Clamp



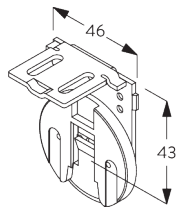
SG 10534
Installation profile



SG 10539
Bracket



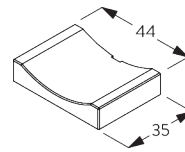
SG 10542
Bracket



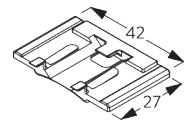
SG 10543
Bracket



SG 10574
Bracket cover

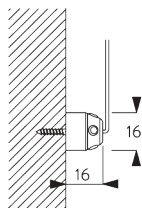
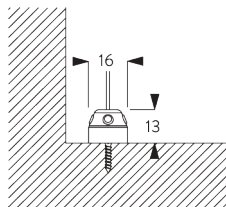


SG 10575
Bracket cover

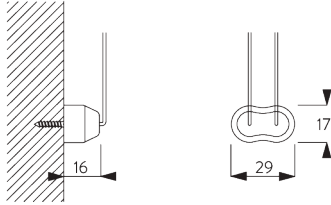
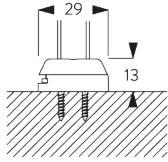


SG 10690
Spacer

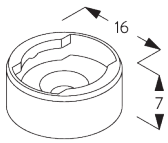
**E. FITTING WITH
SIDE GUIDE
OPTION**



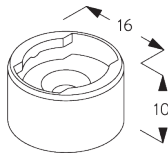
Single system



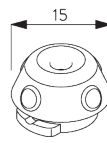
Double system (side-by-side installation)



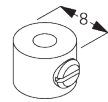
SG 8235
Side guide wire base short



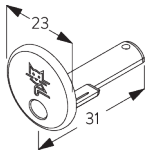
SG 8236
Side guide wire base long



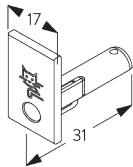
SG 8237
Side guide wire holder



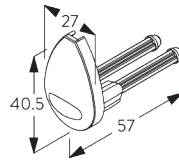
SG 8249
Side guide device



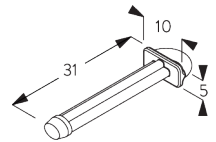
SG 10762
Side guide end cover



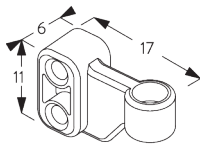
SG 10772
Side guide end cover



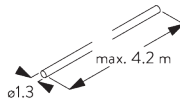
SG 4944
Side guide end cover



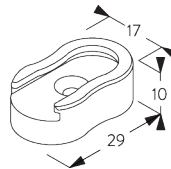
SG 10641
Side guide eyelet



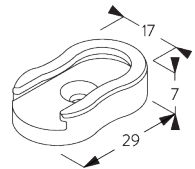
SG 10642
Side guide wire holder



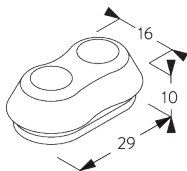
SG 10643
Side guide wire \varnothing 1.3 mm x 4.2 m



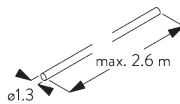
SG 10669
Side guide double base long



SG 10673
Side guide double base short



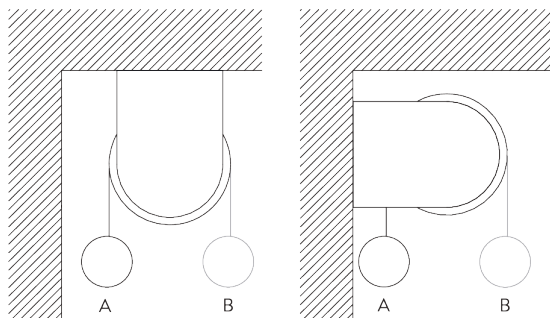
SG 10701
Side guide double wire holder



SG 10706
Side guide wire \varnothing 1.3 mm x 2.6 m

SYSTEM OPTIONS

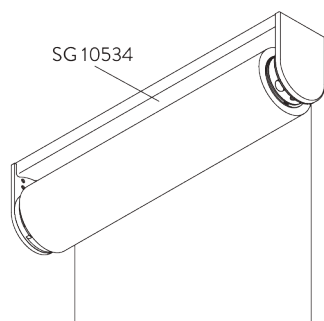
A. FABRIC ROLL-OFF



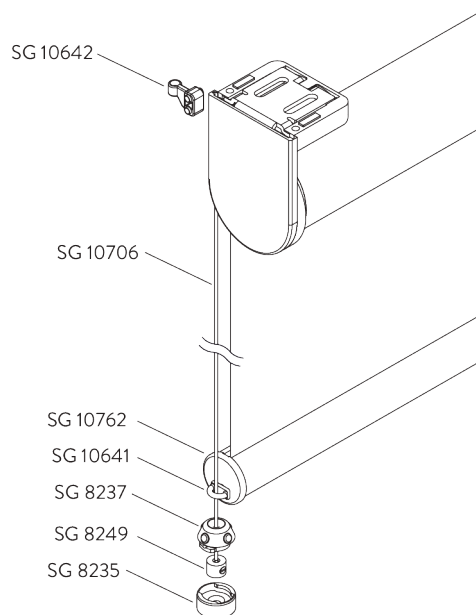
A: Fabric roll-off window side (standard)

B: Fabric roll-off room side (option)

B. INSTALLATION PROFILE



C. SIDE GUIDES



Additional parts:

- 2x SG 8235 Side guide wire base short
- 2x SG 8237 Side guide wire holder
- 2x SG 8249 Side guide device
- 2x SG 10762 Side guide end cover round
- 2x SG 10641 Side guide eyelet
- 2x SG 10642 Side guide wire holder
- 2x SG 10706 Side guide wire \varnothing 1.3 mm x 2.6 m

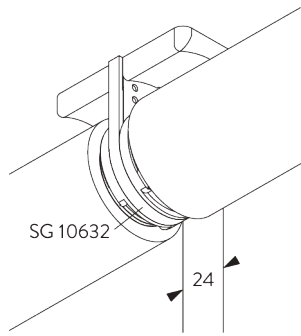
Optional parts:

- 2x SG 8236 Side guide wire base long
- 2x SG 10772 Side guide end cover square
- 2x SG 10643 Side guide wire \varnothing 1.3 mm x 4.2 m
- 1x SG 10669 Side guide double base long
- 1x SG 10673 Side guide double base short
- 1x SG 10701 Side guide double wire holder

Note:

- Light gaps increase when side-guide option is used
- Up to 15° from vertical

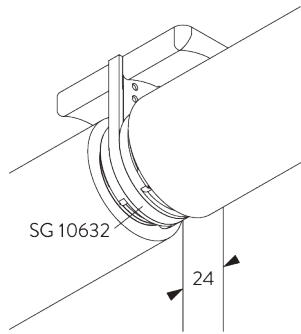
D. TWO CONNECTED SYSTEMS



Additional parts:

- 1x SG 10558 Connection tube adapter
- 2x SG 10626 Connection bracket
- 2x SG 10627 Connection flange
- 1x SG 10628 Connection tube adapter
- 1x SG 10632 Connection bracket cover

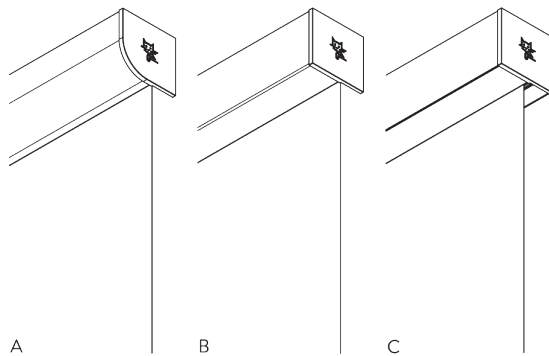
E. TWO SINGLE SYSTEMS SIDE-BY-SIDE



Additional parts:

- 1x SG 10632 Connection bracket cover

F. FASCIA / BOX



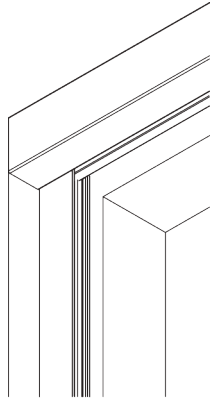
- A: Fascia round
- B: Fascia square
- C: Box

Size:

- S: 78 x 73 mm
- L: 110 x 110 mm

Note:

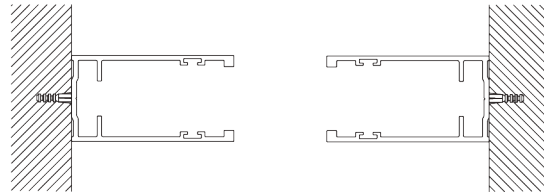
- Only applicable with bottom bar SG 11442
- Not possible with connected systems
- Two systems with one Fascia possible upon request



Optional side guide channels SG 11542 to be used with Fascia or Box.

Note:

- Only applicable with inside fitting
- Box: only recess fitting



MOTORS & CONTROLS

A. MOTOR FEATURES

Motors	50-Series	40-Series	20-Series	24 V DC
	SG 11250	SG 11240 SG 11243	SG 10320 SG 10420	SG 10692

Motor Features

Soft stop	●	●	●	
Electronic end-stop	●	●	●	●
Electronic revolution counter (unlimited revolution)	●	●	●	●
Mechanical end-stop				
Mechanical revolution counter (limited revolution)				
Two intermediate positions possible		●		
Bottom bar alignment	●	●		
Noiseless stop			●	●
Parallel wiring possible without additional relays		●	●	
Disconnectable motor cable	●	●	●	
IP class	IP 30	IP 30	IP 44	IP 30

Control Features

Mains power control			●	
Dry contact control		●		●
Dry contact and / or SG Control L control		●		
SG Control L (built-in receiver)		●		
SG Control R (external receiver required)			●	
Smart by Silent Gliss	●			
Suitable for most major home automation systems (with suitable interface)		●	●	●

B. MOTOR SPECIFICATIONS

Motors	Light gaps* C / D = driving side	Min. system width	Voltage	Current	Frequency	Speed	Frequency receiver
50-Series (Smart by Silent Gliss)							
SG 11250	C: 10 mm / D: 26 mm	61 cm	24 V DC	1.8 A	n/a	55 rpm	n/a
40-Series							
SG 11240	C: 10 mm / D: 26 mm	83 cm	100-240 V AC	0.3 A	50-60 Hz	55 rpm	868 MHz
SG 11243	C: 10 mm / D: 26 mm	61 cm	24 V DC	1.8 A	n/a	55 rpm	868 MHz
20-Series							
SG 10320 (standard)	C: 13 mm / D: 19 mm	61 cm	230 V AC	0.55 A	50 Hz	70 rpm	n/a
SG 10420	C: 13 mm / D: 19 mm	61 cm	120 V AC	1.1 A	50 Hz	84 rpm	n/a
24 V DC							
SG 10692	C: 13 mm / D: 19 mm	50 cm	24 V DC	0.7 A	n/a	25 rpm	n/a

*Light gaps Fascia or Box: C +2 mm / D +2 mm (40-/50-Series: C +3 mm / D + 2 mm)

C. OPERATING METHODS

See catalogue "controls" for details.

Wall Switch



System can be operated by fixed wall switch.

SG Control L




Various radio hand-held and wall transmitters available.



Silent Gliss Move App.

SG Control R



Various radio hand-held and wall transmitters available.
An external receiver is required.

Smart by Silent Gliss



Open designed two-way communication system which allows to flawlessly integrate products with most major building management systems.

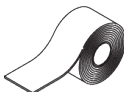
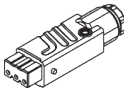




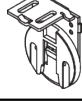


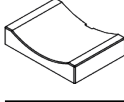
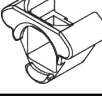

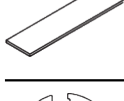

D. WIRING
DIAGRAMS


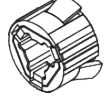


Refer to Silent Gliss website.

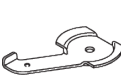
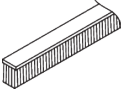



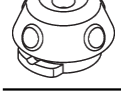
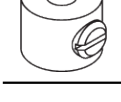
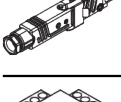
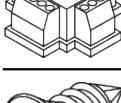

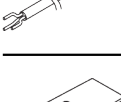
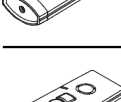
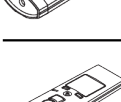

PARTS


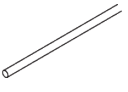

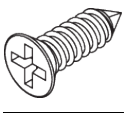
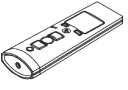



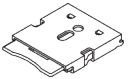
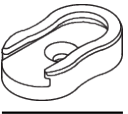



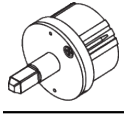
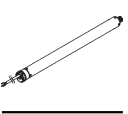



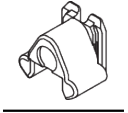
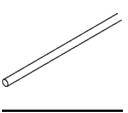
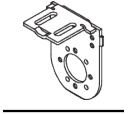
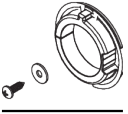
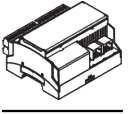
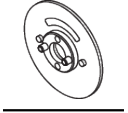
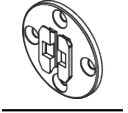

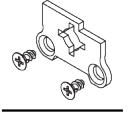
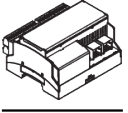
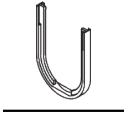

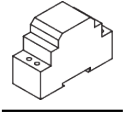
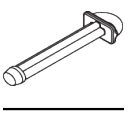
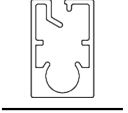
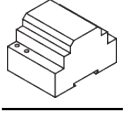
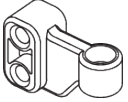

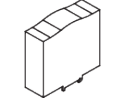
A. STANDARD PARTS







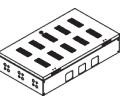
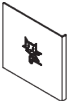

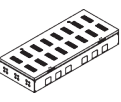




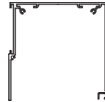



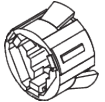
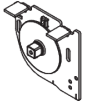

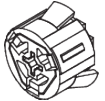
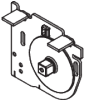

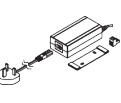
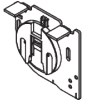


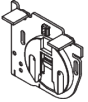



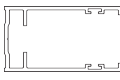



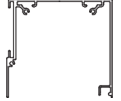



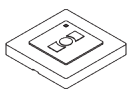

	SG 4226 Double tape 30 mm
	SG 9917 Hirschmann portable socket-outlet STAK 3 N
	SG 10284 O-Ring
	SG 10320 Tubular motor 230V AC, 20 Series 1.5/70
	SG 10532 Tube ø 43 mm
	SG 10542 Bracket
	SG 10543 Bracket
	SG 10557 Tube adapter
	SG 10574 Bracket cover
	SG 10575 Bracket cover
	SG 10620 Motor flange 10/20-Series
	SG 10621 Tube adapter
	SG 10668 PVC strip 10 mm
	SG 10760 Bottom bar

	SG 10761 End cover
	SG 11354 Motor drive 10/20-Series

B. OPTIONAL PARTS

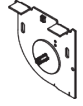
	SG 3044 Clamp
	SG 4508 Brush 5x7 mm
	SG 4903 Bottom bar
	SG 8235 Side guide wire base short
	SG 8236 Side guide wire base long
	SG 8237 Side guide wire holder
	SG 8249 Side guide device
	SG 9916 Hirschmann plug set
	SG 9959 Central control unit relay
	SG 10139 Countersunk screw 2.9x6.5
	SG 10293 Cable 230V AC, 2/3/5/10 m
	SG 10300 Radio hand held 1 channel
	SG 10302 Radio hand held 5+1 channel
	SG 10303 Radio hand held 10+2+1 channel

	SG 10420 Tubular motor 120V AC, 20 Series 1.5/84 UL		SG 10643 Side guide wire ø 1.3 mm x 4.2 m		SG 10772 Side guide end cover
	SG 10498 Countersunk screw 2.9x9.5		SG 10651 Connection flange		SG 10804 Radio hand held 15+5+1 channel
	SG 10534 Installation profile		SG 10669 Side guide double base long		SG 11178 End cover
	SG 10539 Bracket		SG 10673 Side guide double base short		SG 11180 Clamp
	SG 10544 Bracket		SG 10690 Spacer		SG 11240 Motor 100-240V AC, 40-Series 1.5/55, radio receiver
	SG 10558 Connection tube adapter		SG 10692 Motor 24 V DC, 2/38		SG 11243 Motor 24V DC, 40-Series 1.5/55, radio receiver
	SG 10622 Tube adapter, 24V DC motor		SG 10701 Side guide double wire holder		SG 11250 Motor 24V DC, 50-Series 1.5/55
	SG 10625 Motor flange, 10/20-Series		SG 10706 Side guide wire ø 1.3 mm x 2.6 m		SG 11258 Tube adapter
	SG 10626 Connection bracket		SG 10708 Adapter set, 24 V DC		SG 11260 Gateway Cedia
	SG 10627 Connection flange		SG 10747 Motor plate S		SG 11261 Gateway KNX
	SG 10628 Connection tube adapter		SG 10753 Motor plate		SG 11262 Expansion unit
	SG 10632 Connection bracket cover		SG 10762 Side guide end cover		SG 11263 Power supply 24V DC, 2.5A DIN Rail
	SG 10641 Side guide eyelet		SG 10770 Bottom bar		SG 11264 Power supply 24V DC, 3.8A DIN Rail
	SG 10642 Side guide wire holder		SG 10771 End cover		SG 11265 Power supply 24V DC, 5A DIN Rail

	SG 11266 Power supply 24V DC, 10A DIN Rail		SG 11437 Bracket cover round left 73 mm		SG 11490 Radio wall transmitter 5+1 channel
	SG 11281 Cabinet for 8 systems		SG 11438 Bracket cover round right 73 mm		SG 11530 Installation profile fascia 110 mm
	SG 11282 Cabinet for 24 systems		SG 11439 Bracket cover square left 73 mm		SG 11531 Fascia round 110 mm
	SG 11283 Cabinet for 56 systems		SG 11440 Bracket cover square right 73 mm		SG 11532 Fascia square 110 mm
	SG 11319 Plug 4-pin, MC 1.5/4-ST-3.81		SG 11442 Bottom bar		SG 11533 Box case 110 mm
	SG 11322 PT Screw Countersunk KA35x10 WN 1413		SG 11443 End cover		SG 11534 Box cover 110 mm
	SG 11356 Motor drive 40/50-Series		SG 11446 Bracket left 73 mm		SG 11537 Bracket cover round left 110 mm
	SG 11357 Motor drive Somfy 24 V DC		SG 11447 Bracket right 73 mm		SG 11538 Bracket cover round right 110 mm
	SG 11425 Power supply 24V / 2A including cable with UK plug		SG 11448 Bracket left 73 mm		SG 11539 Bracket cover square left 110 mm
	SG 11430 Installation profile fascia 73 mm		SG 11449 Bracket right 73 mm		SG 11540 Bracket cover square right 110 mm
	SG 11431 Fascia round 73 mm		SG 11450 Bracket left 73 mm		SG 11542 Side guide channel
	SG 11432 Fascia square 73 mm		SG 11451 Bracket right 73 mm		SG 11546 Bracket left 110 mm
	SG 11433 Box case 73 mm		SG 11460 Cover for Hirschmann plug		SG 11547 Bracket right 110 mm
	SG 11434 Box cover 73 mm		SG 11480 Radio wall transmitter 1 channel		SG 11548 Bracket left 110 mm



SG 11549
Bracket right 110 mm



SG 11550
Bracket left 110 mm



SG 11551
Bracket right 110 mm



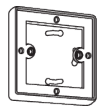
SG 20336
Hand held transmitter 8 channel



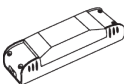
SG 20913
Wall switch single channel



SG 20914
Wall switch 8 channel



SG 20917
Pattress box



SG 20919
Control module motor type R
